

NOVA Executive desks



FEATURES

- Easy and fast assembling
- Easy to assemble and disassemble - "metal to metal" construction and fixings
- Just one tool for assembling (DIN911 S5)

QUALITY STANDARD

- LST EN 527-1:2011
- LST EN 527-2:2003
- All desks meet the requirements of the LST EN 527-3:2003 standard

TECHNICAL INFORMATION

Desktop

- 25 mm MFC (melamine) with 2 mm ABS edging;
- 25 mm chipboard covered in wood veneer with 2 mm edging;
- 10 mm gap between the legs and the desktop;
- Plain desktop or with a cut-out for grommet and wire management.

Legs

- Welded metal tube - 40x40 mm;
- Powder coated metal;
- Plastic feet with height levelling (+10 mm);
- Leg types - U or O.

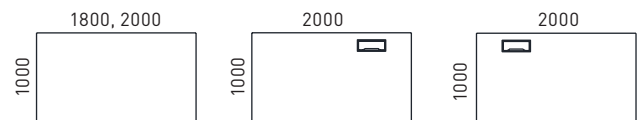
Metal beam

- Metal tube - 40x20 mm;
- With welded metal plates for leg fixing;
- Powder coated metal, colour matches the legs.

GUARANTEE


- 5 years

RANGE



Must be ordered

(for desktop with cut-out)



Metal grommet:
317x119 mm,
H=27 mm

Optional




Power socket
blocks



Cable trays



Cable clips



Cable ducts



CPU holders



Leather table
mats



Fixed pedestals



Pedestals

NOVA Executive cabinets

QUALITY STANDARD

- LST EN 527-1:2011
- LST EN 527-2:2003
- LST EN 14073-1:2004
- LST EN 14073-2:2004

TECHNICAL INFORMATION



Carcass

- 25 mm MFC (melamine) with 2 mm ABS edging;
- 25 mm chipboard covered in wood veneer with 3 mm edging.

Back

- 16 mm MFC (melamine);
- 16 mm chipboard covered in wood veneer.

Shelves

- 18 mm MFC (melamine) with 1 mm ABS edging;
- 18 mm chipboard covered in wood veneer with 1,5 mm edging;
- Adjustable shelves;
- Shelves load capacity – 25 kg.

Doors

- 18 mm MFC (melamine) with 1 mm ABS edging;
- 18 mm wood veneer chipboard with 1,5 mm edging.

Fittings

- Cams with connecting bolts;
- Doors without handles with Push to open hinges;
- Black plastic feet, H=5 mm.



Carcass

- 25 mm MFC (melamine) with 2 mm ABS edging;
- 25 mm chipboard covered in wood veneer with 3 mm edging.

Back

- 16 mm MFC (melamine);
- 16 mm chipboard covered in wood veneer.

Shelves

- 18 mm MFC (melamine) with 1 mm ABS edging;
- 18 mm chipboard covered in wood veneer with 1,5 mm edging;
- Adjustable shelves;
- Shelves load capacity – 25 kg.

Sliding doors

- Made from 6 mm Plexiglas (Perspex);
- 100 % recyclable matt and long-lasting surface (resistance to scratching and fingerprints);
- With lock.

Fittings

- Cams with connecting bolts;
- Black plastic feet, H=5 mm.

RANGE

GUARANTEE

- 5 years

